

PRODUCT: FIBER GLASS PUTTY (LONG HAIR)

PRODUCT CODE: PP 240

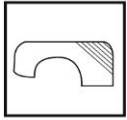
DESCRIPTION:

Two components product, very high filling, easily drawn and easy sanding fiberglass content polyester putty. It has high adherence quality and can be applied on heavy / light damaged surfaces and on other special surfaces.

PRODUCT USAGE:

After mixing with 2-3% ratio BPO hardener at 20°C(68 °F), should be used in 5-8 minutes and becomes ready to sand in 35-40 minutes.

APPROVED SUBSTRATES:



- ✓ Aluminium Surfaces
- ✓ SMC
- ✓ FRP / GRP / CTP
- ✓ Old Cured Painted Surfaces
- ✓ All Kind of Bare Metal
- ✓ FRP Surfaces
- ✓ Galvanized Steel
- ✓ Steel Surfaces

NOTE: Do not apply to TPA finishes and 1K wash primers.

PREPARATION:



First to starting any sanding work, thoroughly degrease with Surface Cleaning Thinner;

Steel Surfaces; Remove all traces of rust and abrade thoroughly until a clean surface is achieved, sand with P120-P180 grit sandpaper.

DKP Surfaces; Degrease and abrade with P80-P150 grit sandpaper.

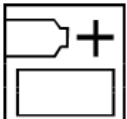
Galvanized Steel; Degrease and abrade with P150-P220 grit sandpaper

Old Cured Painted Surfaces; Sand to old cured painted surface with P120-P180 and feather edge with P180-P220 grit sandpaper (depending on surfaces).

Polyester (Composite) Surfaces; Clean with warm water, degrease and abrade with P150-P220 grit sandpaper.

Remove dust with compressed air after sanding, then degrease again before application of primer.

MIXING:



100 parts by weight of **FIBER GLASS PUTTY (LONG HAIR)**

2-3 parts of weight of **Polyester Putty Hardener (BPO)**

Mix well Polyester Putty and Hardener before use

Do not use hardener more than 3%. Do not add more hardener as this will shorten the pot life. Too much hardener will not speed up the drying. Stir thoroughly until achieving homogenous paste. Be careful not to create air inclusions.

Mix only quantity that can be applied/used within 5-8 mins to avoid wastage.




APPLICATION:



Apply with filling knife (spatula)
Application Pot Life (20 °C(68 °F)): 5-8 min.

Application temperatures must be between 5°C(41 °F) and 40°C(104 °F)

DRYING:



Air 20 °C(68 °F)
35-40 min.



Infrared -Short Wave
5-8 min.

Temperature should maximum 70°C(158 °F) to prevent cracking, bubbling or loss of adhesion.

DRY SANDING:



Preliminary sanding; P80-P180



Final sanding; P180-P280

Apply Primer Filler on Polyester Putty before Top Coat Paint application

TOPCOAT:



2K 4+1 Acrylic Filler, 1K Priming Filler, Polyester Spray Filler

Apply 2K Polyester Filler, 2K Urethane Filler, 2K Epoxy Filler or 1K Primer Filler to manufacturer's recommendations.

TECHNICAL SPECIFICATIONS:



- Appearance-Color Gray, Green, Yellow
- Sand Time 20°C(68 °F) 35-40 minutes.
- Max Recommended Thickness Depending on use.
- Shelf Life Original package, unopened can at room temperature 20°C(68 °F); 12 months.

HEALTH AND SAFETY PRECAUTION:



Please look at the label.

For full Healthy and Safety Information please refer to Material Safety Data Sheet (MSDS)

Goggles and suitable protective equipment must be worn while using these products.

Good ventilations must be provided in the working environment.